



CREATION OF WEBPAGE FOR SSDC

Pillalamarri Madhavi, Assistant Professor, Department of EEE, Hyderabad Institute of Technology and Management, India, madhavipillalamarri@gmail.com

Salava V Satyanarayana, Associate Professor, Department of EEE, Hyderabad Institute of Technology and Management, India, pshve2011@gmail.com

Lingala Akanksha, UG Scholar, Department of EEE, Hyderabad Institute of Technology and Management, India, srinivas.lingala1976@gmail.com

Mankali Akshitha, UG Scholar, Department of EEE, Hyderabad Institute of Technology and Management, India, akshithamankali20@gmail.com

Ramagiri chandra Saicharan, UG Scholar, Department of EEE, Hyderabad Institute of Technology and Management, India, ramagiricharan5359@gmail.com

Gunji Poojitha, UG Scholar, Department of EEE, Hyderabad Institute of Technology and Management, India, Poojipuju15@gmail.com

ABSTRACT

The objective of this project is to develop a user-friendly and informative webpage for the Students i.e., Student Skill Development Centre (SSDC)-EEE. This webpage will serve as a Central hub for centre activities, resources, and student engagement in centre. This project will developed using HTML at frontend. Through this webpage, SSDC EEE centre includes about SSDC projects, achievements, activities, trainings which support the growth of student skills, in software & hardware development through Hands on.

Keywords: -

Student Skilled Development Centre (SSDC), html,

1. INTRODUCTION

Hypertext Mark up Language (HTML) is a mark up language that's used to structure and create web pages:

• Structure

HTML defines the structure of a web page's content, such as paragraphs, lists, images, and tables.

• Display

HTML tells the web browser how to display the content on the page, including the size of the font, whether

Words are italicized, and if links are created.

• Accessibility

HTML makes web pages accessible to users through text, visual formatting, and search factors.

• Data entry

HTML forms can be used to collect user information, which can then be sent to a server for analysis.

• Multimedia

HTML can be used to embed multimedia content, such as images, videos, and audio.

HTML is a fundamental building block of the web, and is used alongside CSS and JavaScript to create Websites. The World Wide Web Consortium (W3C) formally recommends HTML, and it's generally Supported by all major web browsers. HTML elements are the building blocks of HTML pages. With HTML constructs, images and other objects Such as interactive forms may be embedded into the rendered page. HTML provides a means to create Structured documents by denoting structural semantics for text such as headings, paragraphs, lists, links, Quotes, and other items. HTML elements are delineated by tags, written using angle brackets. Tags such as and <input> directly introduce content into the page. Other tags such as <p> and </p> surround and Provide information about document text and may include sub-element tags. Browsers do not display the HTML tags but use

them to interpret the content of the page. HTML can embed programs written in a scripting language such as JavaScript, which affects the behavior And content of web pages. The inclusion of CSS defines the look and layout of content. The World Wide Web Consortium (W3C), former maintainer of the HTML and current maintainer of the CSS standards, has Encouraged the use of CSS over explicit presentational HTML since 1997.[3] A form of HTML, known as HTML5, is used to display video and audio, primarily using the <canvas> element, together with JavaScript.

2. BLOCK DIAGRAM:-

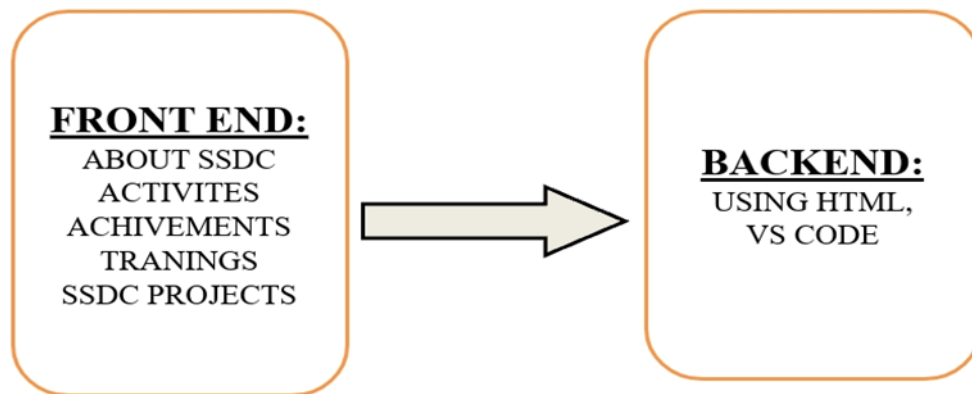


Fig-1 block diagram

3. METHODOLOGY:-

Our Mission

Students Skill Development Center (SSDC) for EEE was established with the vision of transforming Engineering education from theoretical study to practical implementation. We bridge the gap between Academia and industry by enriching students' programming skills, hardware interfacing capabilities, Project management, and teamwork abilities.

Phase 1: Foundation Training

Focus Areas:

- PLC Programming (Ladder Diagrams)
- Arduino Programming (Arduino IDE)
- Hands-on Interactive Sessions
- Group Project Work

Phase 2: Advanced Implementation

Key Components:

- Industrial Automation Projects
- Research Paper Development
- Plant Monitoring and Control
- Industry-Standard Practices

Our Objectives:-

Skill Development

Train students in core emerging technologies like Arduino programming and Python to close the industry Skills gap.

Industry Connection

Bridge the academic-industry divide by equipping students with practical skills for real-world engineering Applications.

Critical Thinking

Foster critical thinking and problem-solving skills essential for tackling engineering challenges.

Lifelong Learning

Cultivate a love for continuous learning by focusing on enduringly relevant skills like programming Languages.

4. FRONTEND OF THE WEBPAGE:-



Fig-2 frontend of webpage

Here is the frontend of the webpage. The frontend of the webpage contains the what is SSDC and the training's which will held in SSDC and the projects which are done under SSDC and we also displayed the events and trainings which are going to held by SSDC.

4. CODE:-



Fig-3 code for webpage

```
<section id="about" class="about">
  <h2>About SSDC</h2>
  <div class="about-content">
    <div class="mission-statement">
      <h3>Our Mission</h3>
      <p>Students Skill Development Center (SSDC) for EEE was established with the vision of transforming engineering education from theoretical study to practical implementation. We bridge the gap between academia and industry by enriching students' programming skills, hardware interfacing capabilities, project management, and teamwork abilities.</p>
    </div>
    <div class="training-phases">
      <div class="phase">
        <h3>Phase 1: Foundation Training</h3>
        <div class="phase-content">
          <h4>Focus Areas:</h4>
          <ul>
            <li>PLC Programming (Ladder Diagrams)</li>
            <li>Arduino Programming (Arduino IDE)</li>
            <li>Hands-on Interactive Sessions</li>
            <li>Group Project Work</li>
          </ul>
        </div>
      </div>
      <div class="phase">
        <h3>Phase 2: Advanced Implementation</h3>
        <div class="phase-content">
          <h4>Key Components:</h4>
          <ul>
            <li>Industrial Automation Projects</li>
            <li>Research Paper Development</li>
            <li>Plant Monitoring and Control</li>
            <li>Industry-Standard Practices</li>
          </ul>
        </div>
      </div>
    </div>
    <div class="objectives">
      <h3>Our Objectives</h3>
      <div class="objectives-content">

```

Fig-4 code for webpage

```
</div>
</div>
</div>
</section>
<section id="about" class="faculty">
  <h2>SSDC Faculty</h2>
  <div class="faculty-container">
    <div class="faculty-member">
      <div class="faculty-image">
        
      </div>
      <h3>S.V SATHYANARAYANA</h3>
      <p>SSDC EEE CENTER INCHARGE, <br>ASSOCIATE PROFESSOR, <br>EEE</p>
      <a href="sathya.html" class="faculty-btn">Visit Profile</a>
    </div>
    <div class="faculty-member">
      <div class="faculty-image">
        
      </div>
      <h3>P.MADHAVI</h3>
      <p>ASSISTANT PROFESSOR, EEE <br></p>
      <a href="madhavi.html" class="faculty-btn">Visit Profile</a>
    </div>
  </div>
</section>
<!-- Previous Events section remains unchanged -->
<section id="contact" class="contact">
  <h2>Contact Us</h2>
  <div class="contact-content">
    <p>Get in touch with us for any inquiries or collaborations</p>
    <a href="#contact-form" class="hero-btn">REACH OUT</a>
  </div>
</section>
<!-- Previous Modal and Script sections remain unchanged -->
</body>
</html>
```

Fig-5 code for webpage

```
<div class="achievements-highlight">
  <h3>Key Achievements</h3>
  <div class="achievements-grid">
    <div class="achievement-stat">
      <span class="stat-number">150+</span>
      <p>Students Certified in Industrial Automation with PLC</p>
    </div>
    <div class="achievement-stat">
      <span class="stat-number">50+</span>
      <p>MATLAB Certified Students</p>
    </div>
    <div class="achievement-stat">
      <span class="stat-number">11</span>
      <p>Research Papers Published</p>
    </div>
    <div class="achievement-stat">
      <span class="stat-number">2</span>
      <p>Industry MoUs signed</p>
    </div>
  </div>
</div>
<div class="testimonials">
  <h3>Student Testimonials</h3>
  <div class="testimonials-container">
    <div class="testimonial">
      <p>"It's a great place to grab knowledge with experienced teachers and proper guidelines. Especially in the PLC course, we learned how to work on actual industrial projects. Now I am very confident to face interviews at core companies. Thanks to SSDC."</p>
      <div class="testimonial-author">G.Sai Rajasri</div>
    </div>
    <div class="testimonial">
      <p>"SSDC helped me learn new electrical technologies like MATLAB and PLC. It gave me confidence to do my mini and major projects in my academic curriculum. I personally suggest to all if you want to learn and get your first job in electrical industry, be a student of SSDC training."</p>
      <div class="testimonial-author">Ashish</div>
    </div>
  </div>
</div>
```

Fig-6 code for webpage

5. RESULT OF THE WEBPAGE:-

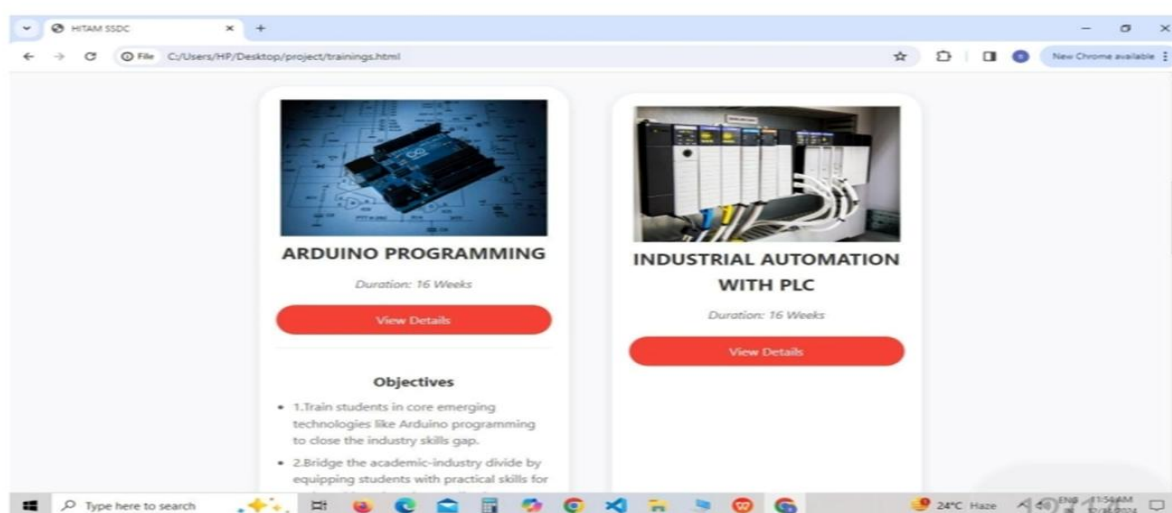
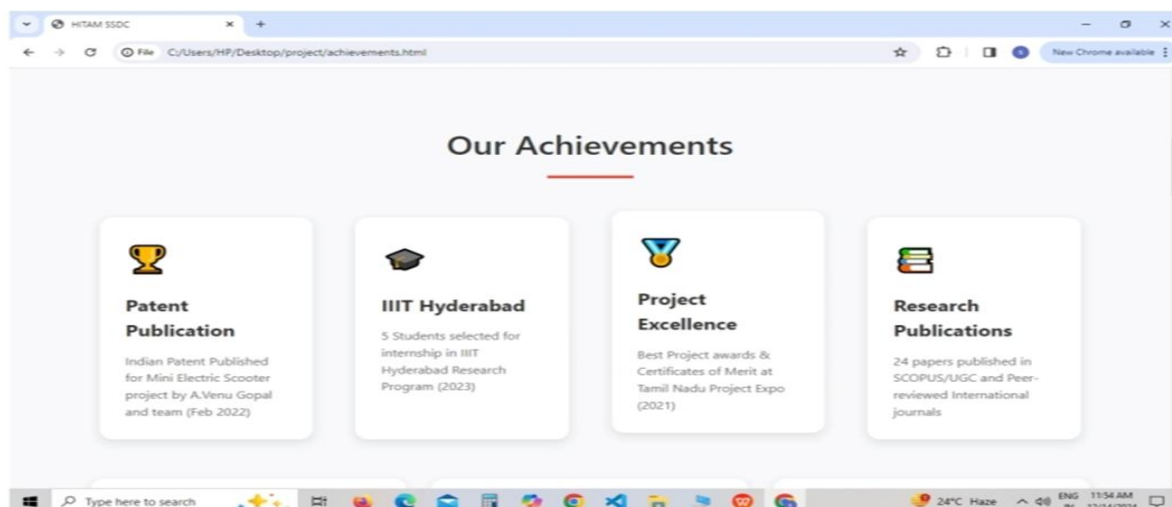


Fig-7 Results of webpage

Sustainability refers to the ability to meet the needs of the present without compromising the ability of future generations to meet their own needs. It's a concept that integrates environmental, social, and economic considerations to ensure that development can continue over the long term without depleting resources or causing harm to the planet. In terms of development,[8] sustainability is used to create systems, policies, and practices that promote long-term growth while balancing the following key pillars:

Environmental sustainability: Protecting natural resources, reducing pollution, and mitigating climate change by adopting eco-friendly practices like renewable energy, sustainable agriculture, and responsible waste management.[7]

Social sustainability: Ensuring social equity, access to education, healthcare, and fair working conditions. It focuses on improving quality of life, reducing inequality, and fostering social inclusion.

Economic sustainability: Promoting economic growth that is resilient, inclusive, and generates long-term benefits without exploiting resources. It involves supporting industries that can thrive over time, such as green tech, sustainable agriculture, and eco-tourism. Sustainable development aims to create a balanced approach where communities, economies, and ecosystems can thrive together, ensuring that progress today does not lead to scarcity or environmental collapse tomorrow.

Though this webpage we performed many projects which are related to sustainability. Which is useful for present and also future generations so it is useful to collect information about the projects which are related to sustainability.

CONCLUSION:

In this study, The webpage for SSDC was successfully created using HTML and CSS. It is simple, functional, and aesthetically pleasing, effectively representing SSDC's services and contact information. The use of HTML for structuring the content and CSS for styling ensured a professional and responsive design.

This page provides a concise conclusion about SSDC and highlights key points in a user-friendly layout. You can expand or adjust the content based on your specific requirements.

In conclusion, building a webpage using HTML serves as the foundation step in web development, offering the essential structure needed for any website. HTML provides the basic framework, allowing developers to organize content, define sections, and link various elements such as images, text, and multimedia. By combining HTML with CSS for styling and JavaScript for interactivity, a simple static webpage can be transformed into a fully functional and visually appealing site.

REFERENCES

1. Berners-Lee, Tim Information Management: A Proposal, CERN, 1989, [online] Available: <http://www.w3.org/pub/WWW/History/1989/proposal.html>.
2. T. Savola, Special Edition Using HTML, Indianapolis:QUE Corporation, pp. 96, 1995.
3. An Internet Approach to Directories, [online] Available: <http://home.netscape.com/newsref/ref/>
4. S. Patil, R. Pawar, S. Punder and J. John, "Generation of HTML Code using Machine Learning Techniques from Mock-Up Images", *Int. Res. J. Eng. Technol*, vol. 7, no. 03, 2020.
5. B. Aşıroğlu et al., "Automatic HTML code generation from mock-up images using machine learning techniques", *2019 Scientific Meeting on Electrical-Electronics & Biomedical Engineering and Computer Science (EBBT)*, pp. 1-4, 2019.
6. D. Pawade, A. Sakhapara, S. Parab, D. Raikar, R. Bhojane and H. Mamania, "Automatic HTML code generation from Graphical User Interface image", 2018 3rd IEEE International Conference on Recent Trends in Electronics Information & Communication Technology (RTEICT), pp. 749-753, 2018.
7. A. Davody, H. Davoudi, M. S. Baba and R. V Florian, "Learning to generate HTML code from images with no supervisory data".
8. T. A. Nguyen and C. Csallner, "Reverse engineering mobile application user interfaces with remaui (t)", 2015 30th IEEE/ACM International Conference on Automated Software Engineering (ASE), pp. 248-259, 2015.